

By varying the shape of the cut used to make a single-sheet book with a 3D center, kids can create a steep, peaked roof that looks like a San Francisco Victorian ... the witch's house in Hansel and Gretel ... and more.


This structure offers great artistic scope for imaginative youngsters: they can draw and decorate both the exterior and interior of the "house" formed by the center panels of the book. Plus, there are seven panels for storytelling or nonfiction narrative.

Materials & Tools


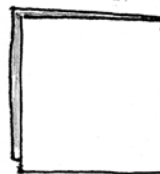
- Template printed on 11x17 *Exact Vellum Bristol*, 57 lb, made by Wausau. It's available at Kelly Paper at a reasonable price.
- Scissors
- Writing & drawing supplies

Step By Step

- In advance, make a little cut with an Xacto on the zig-zag line, so kids will have a place to insert their scissors.

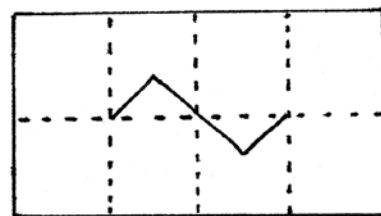


- With page numbers 4-7 facing up, have kids fold paper in half lengthwise (a hotdog fold) so the paper is long and skinny.



- Unfold paper and fold in half again in the opposite direction, matching up the right edge to the left edge (a hamburger fold).

- Leaving the paper folded, bring the top left edge to the fold at the right and crease. Flip the paper over and repeat.



- Unfold the paper and have kids cut along the zigzag line.

- With page numbers 4-7 facing up, refold paper as a hotdog. Grasping the top two (horizontal) folds, push the folded panels towards each other until they meet. The "house" should now stand upright.



When kids make books by hand, they forge a personal connection to reading, to writing, to making art.

Ideas for Victorian House Books

- Invite kids to think of fairytales and stories that feature houses with peaked roofs. Then challenge them to retell the story, or create their own variation, using the *Victorian House* book.
- Have kids decorate their Victorian House books with architectural elements typical of the period (quoins, starbursts, egg-and-dart molding, dentils, etc.) and define those features on the book's text pages.
- Challenge kids to pretend they're time-travelers, visiting a family in Victorian times. Then have them write a story about what they discovered.
- Let kids write about their family and neighborhood in the *Victorian House* book.

BOOKS OF PICTURES

These are not specifically for children, but they have great photographs:

San Francisco Victorian,
Michael Blumensadt

Painted Ladies: San
Francisco's Resplendent
Victorians, Elizabeth Pomada
and Michael Larsen

Painted Ladies Revisited:
San Francisco's Resplendent
Victorians Inside and Out,
Elizabeth Pomada

NOTES